

# JUNG PUMPEN UB 62-251

## SUBMERSIBLE PUMPS FOR BUILDING SITES

### APPLICATION

The centrifugal submersible pumps of this range UB 62-251 can be used wherever rainwater, groundwater, leaked water, drainage or sewage water with impurities of up to 10 mm particle size occurs. The main applications are on building sites, like structural and civil engineering, sewage-construction and building mines. They can also be used for taking water out of rivers and reservoirs as well as for filling and emptying containers. The standard fixed coupling makes a quick connection of the pressure tube possible.

This range of pumps is **exclusively** suitable for portable use. A controllable oil chamber and wear-resistant special mechanical seal ensure a long service life.

The pumps are delivered complete with lead and plug. The CEE-plug of the three-phase pumps has an integrated phase inverter which facilitates their use on building sites.



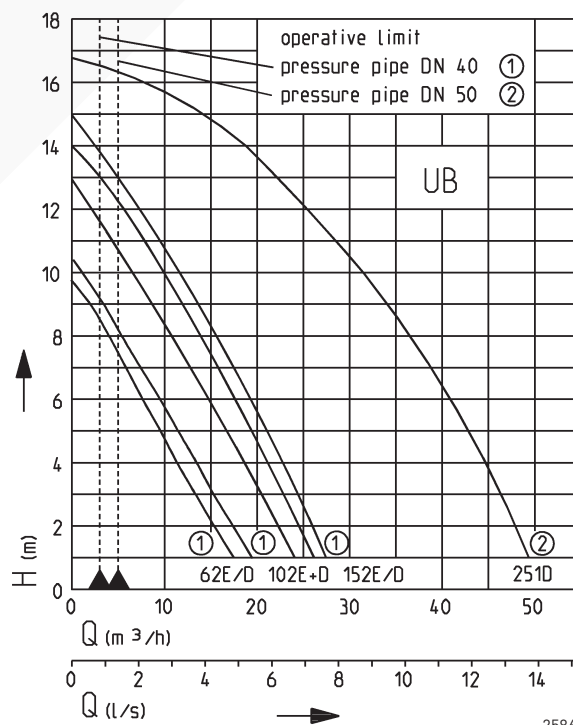
UB 251 DS



UB 62 ES

- Safe to run dry
- Portable
- Integrated fix-coupling
- 10 mm free passage
- Controllable oil chamber
- SiC mechanical seal independent of rotation direction
- Replaceable moisture sealed cable inlet

### PERFORMANCE



25860-02

We reserve the right to change specifications without notice

Pump performance is subject to ISO 9906 tolerances

The minimum flow velocity in the pressure piping must be 0.7 m/s according to EN 12056. This data is represented in the performance curve as a limit of application.

# JUNG PUMPEN UB 62-251

## SUBMERSIBLE PUMPS FOR BUILDING SITES



### SUBMERSIBLE PUMPS FOR BUILDING SITES UB 62-251

Type	Maximum Height x Width x Depth	Pressure outlet connection C-Coupling	Free passage	Cable quality H07RN-F-	Cable length	Weight approx.	Code No.
<b>Pumps with built-in level control</b>							
UB 62 ES	380 x 180 x 305 mm	DN 40	10 mm	3G1.0	10 m	13.5 kg	<b>JP09818</b>
UB 62 DS*	380 x 180 x 305 mm	DN 40	10 mm	4G1.0	10 m	13.8 kg	<b>JP09819</b>
UB 102 ES	410 x 180 x 305 mm	DN 40	10 mm	3G1.0	10 m	15.3 kg	<b>JP09283</b>
UB 102 DS*	410 x 180 x 305 mm	DN 40	10 mm	4G1.0	10 m	15.8 kg	<b>JP00534</b>
UB 152 ES	435 x 180 x 305 mm	DN 40	10 mm	3G1.0	10 m	16.9 kg	<b>JP09439</b>
UB 152 DS**	435 x 180 x 305 mm	DN 40	10 mm	4G1.0	10 m	17.9 kg	<b>JP09440</b>
UB 251 DS*	360 x 220 x 410 mm	DN 50	10 mm	6G1.5	10 m	30.6 kg	<b>JP09298</b>

\* CEE with phase inverter \*\* CEE-Motorprotection with phase inverter

### PERFORMANCE

Type	Delivery head H [m]	1	2	3	4	5	6	7	8	9	10	11	12	13	14	16
UB 62 ES		17	15	13	11	9	8	6	4	2			Flow rate Q [m³/h]			
UB 62 DS		19	18	15	13	11	9	8	6	4						
UB 102 ES/DS		24	22	21	19	17	15	13	11	9	7	5	2			
UB 152 ES		26	24	23	21	19	17	16	14	11	9	7	5	2		
UB 152 DS		27	25	24	22	20	19	17	15	13	11	9	7	5	2	
UB 251 DS		49	48	46	45	43	41	39	37	34	32	28	26	22	19	10

### ELECTRICAL DATA

Type	Type of current	Voltage Volt	Motor rating kW P <sub>1</sub> P <sub>2</sub>	RPM min <sup>-1</sup>	Current Ampere	Motor protection	Plug
UB 62 ES	1-phase	1/N/PE~230	0.83 0.50	2510	3.9	integrated	Safety-
UB 62 DS	3-phase	3/PE~400	0.85 0.60	2800	1.4	integrated	CEE-
UB 102 ES	1-phase	1/N/PE~230	1.37 0.98	2700	6.0	integrated	Safety-
UB 102 DS	3-phase	3/PE~400	1.36 1.06	2740	2.4	integrated	CEE-
UB 152 ES	1-phase	1/N/PE~230	1.60 1.21	2814	7.5	integrated	Safety-*
UB 152 DS	3-phase	3/PE~400	1.70 1.41	2815	3.1	integrated	CEE-*
UB 251 DS	3-phase	3/N/PE~400	2.60 2.10	2860	4.4	integrated	CEE-*

\*Protective motor plug

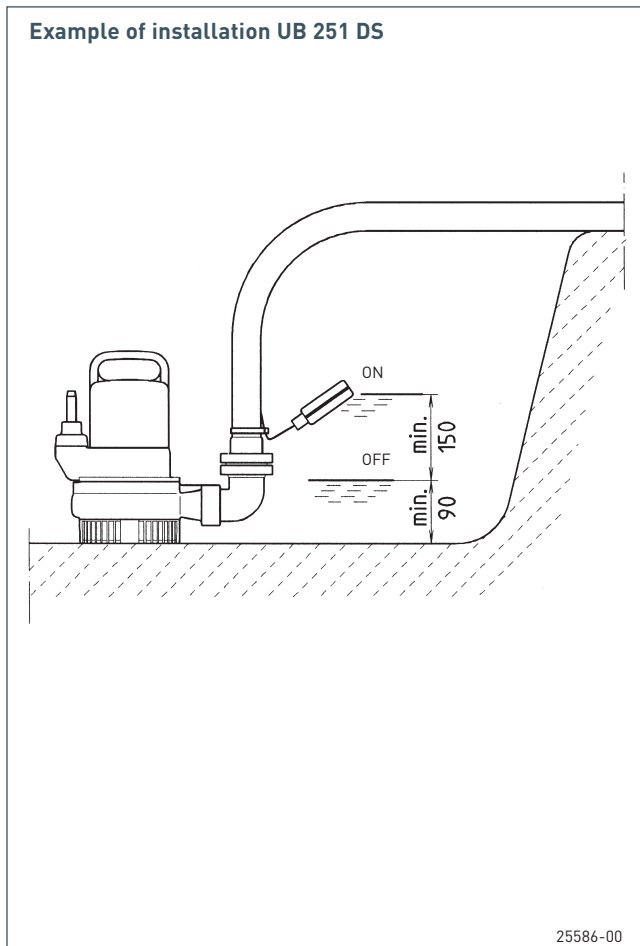
# JUNG PUMPEN UB 62-251

## SUBMERSIBLE PUMPS FOR BUILDING SITES



### ACCESSORIES

	Code No.	62 ES	62 DS	102 ES	102 DS	152 ES	152 DS	251 DS
<b>Fully synthetic flexible hose</b> , 15 m, size C, 52 mm with integrated solid fire hose couplings	<b>JP00336</b>	•	•	•	•	•	•	•
<b>Antikink</b> for flexible hose	<b>JP25707</b>	•	•	•	•	•	•	•
<b>Coupling wrench</b>	<b>JP25708</b>	•	•	•	•	•	•	•
<b>Chain</b> certified, stainless steel, 2.5 m, 5 rings, 160 kg, (EN 818 mod.)	<b>JP45901</b>	•	•	•	•	•	•	•
<b>Chain</b> certified, stainless steel, 5.0 m, 8 rings, 160 kg, (EN 818 mod.)	<b>JP45902</b>	•	•	•	•	•	•	•
<b>Webbing with shackle</b> A 0.6	<b>JP45168</b>	•	•	•	•	•	•	•



# JUNG PUMPEN UB 62-251

## SUBMERSIBLE PUMPS FOR BUILDING SITES



### TECHNICAL DATA

#### Pump

Vertical, single-stage, submersible, volute or spiral casing with horizontal discharge with stationary coupling C, open vortex impeller, 10 mm passage.

#### Bearings

Common shaft for pump and motor, with ball bearings, deep groove ball bearing with grease chamber (US 251 with angular ball bearings).

#### Seal

Silicon carbide mechanical seal, oil chamber and duplex rotary seal towards the motor section, safe to run dry, a seal leak control can be connected.

#### Motor

Submersible, motor type of enclosure IP 68, insulation class B or F (UB 251), winding thermostat protects the motor from overload, starting via plug, automatically via mounted circuit or rather submersible ball contact switch, continuously variable switch points.

#### Material

Volute or spiral housing made of GG grey cast iron, power supply through rubber insulated flexible cable.

**UB 62, UB 102 and UB 152:** terminal board cover, impeller, wear plate and foot strainer made of GRP, motor casing and shaft in stainless steel

**UB 251:** Motor casing and cable inlet made of GG grey cast iron, rubber coated wear plate, shaft from C 45 steel encapsulated, open centrifugal impeller and foot strainer made of GRP

#### Installation

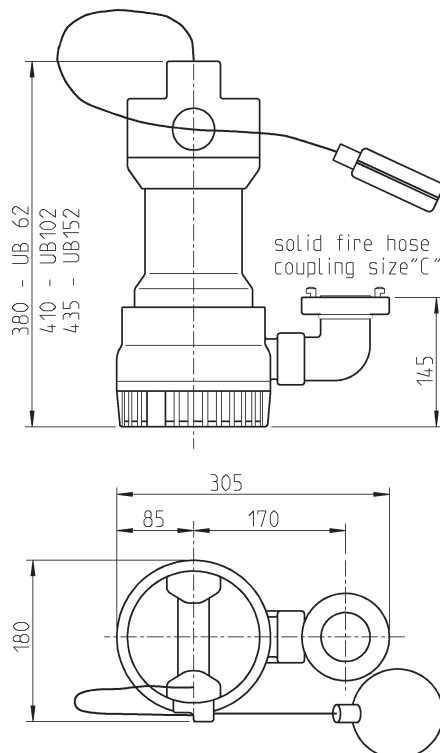
Install pump vertically, hose connection size C is provided.

#### Scope of supply

Pump acc. to EN 12050 ready for connection with cable and safety-plug (1-phase) or CEE-plug with phase inverter (3-phase), built-in level control and fixed coupling.

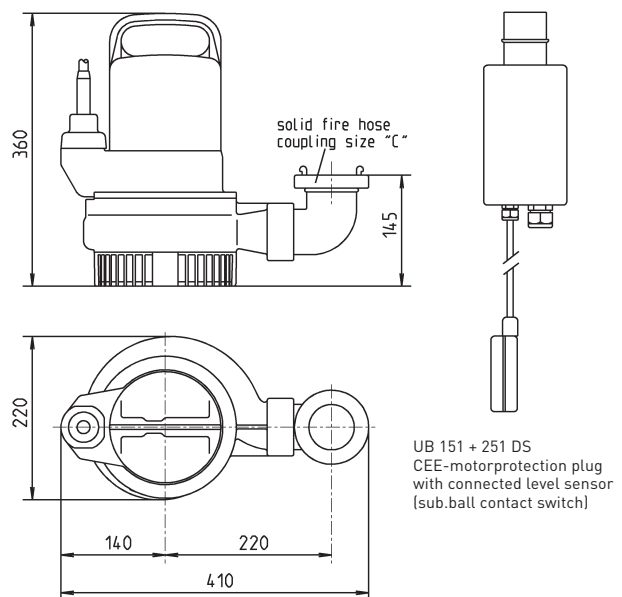


Dimensions UB 62 - UB 152 (mm)



25636-03

Dimensions UB 251 (mm)



25574-02