

JUNG PUMPEN HEBEFIX 100 ABOVE FLOOR SUMP

APPLICATION

The above floor sump Hebefix 100 is a drainage pump station for lifting faeces-free domestic and commercial wastewater up to 104° F (40° C). The tank of Hebefix 100 H version is resistant to wastewater temperatures of up to 176 ° F (80° C). It is a free-standing plastic tank (approx. 75 l) with four combination inlets for pipes with an external diameter of 50 or 110 mm. The pressure pipe enclosed can be passed out of the tank on the left or right side as required (connection R 1½").

The pump to be used can be selected according to the volume of wastewater or as individually required: In case of slightly dirty water (grain size max. 10 mm), pumps U3KS, U 5 KS as well as U 6 K ES+DS can be used. If the admixtures are larger or the volume of wastewater is bigger, the use of a pump of the US series is recommendable. In case of higher wastewater temperatures (commercial use or block of flats), US hot water pumps are used in Hebefix 100 H. Optionally, a special float (see accessories) can be fitted to reduce the on and off switching height as well as the residual volume. In case of commercial applications, the resistance of the materials have to be tested in advance.

Hebefix is ideal for subsequent ground-level installation. Without a lot of masonry work or without excavating a pit, Hebefix can be installed at any requested location - even downstream of the backpressure level. Wash basins, washing machines or dish washers as well as a shower tray (only in combination with a U3KS or U6KS with special float) can be connected without any problems.

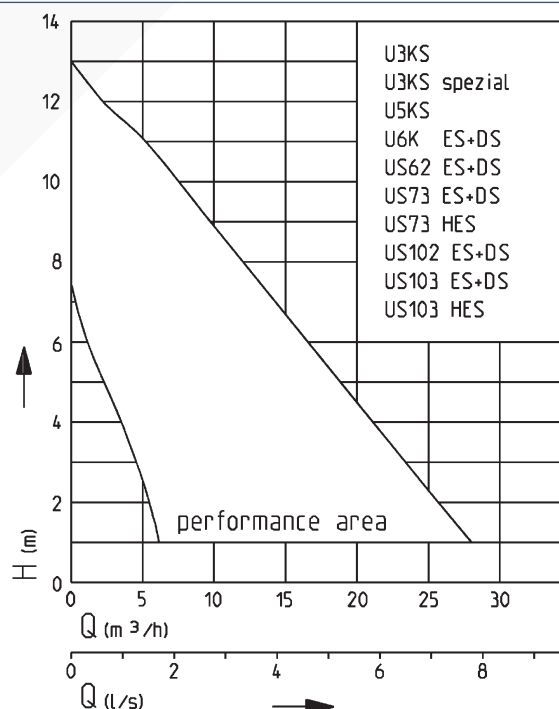
The connection of a ventilation pipe passed to the roof prevents odours. If the sump is ventilated at the erection site, an activated carbon filter prevents unpleasant smell of Hebefix 100. The installation of an alarm system is recommended. It warns against impermissibly high water levels in the tank.



Hebefix 100 with US pump

- Overflow protection
- Wall-hung installation
- Alarm system possible
- Disposal of condensate from condensation boilers (only with U3KS special)
- Lid with snap-on cap
- Direction of pressure drain variable
- Swing-type check valve
- Activated carbon filter

PERFORMANCE



26212-04

We reserve the right to change specifications without notice

Pump performance is subject to ISO 9906 tolerances

The minimum flow velocity in the pressure piping must be 0.7 m/s according to EN 12056.

This data is represented in the performance curve as a limit of application.

JUNG PUMPEN HEBEFIX 100

ABOVE FLOOR SUMP



ABOVE FLOOR SUMP

Type	Dimensions H x W x D	Connections	Weight	Code No.
Hebefix 100 tank without pump	500 x 570 x 390 mm	4 x 50 mm 4 x 110 mm	8.6 kg	JP09319
Hebefix 100 H – tank without pump (resistant to hot water up to 176 ° F (80 ° C))	500 x 570 x 390 mm	4 x 50 mm 4 x 110 mm	12.3 kg	JP09348

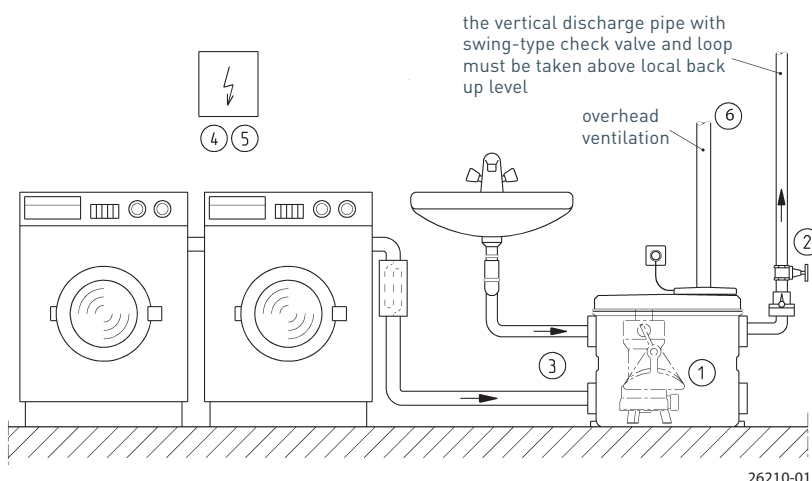
PERFORMANCE

Types	Delivery head H [m]	1	2	3	4	5	6	7	8	9	10	11	12
U3KS	Flow rate Q [m³/h]	6.5	5.5	5	4	3	1.5						
U3KS spezial		6.5	5.5	5	4	3	1.5						
U5KS		11	10.5	9	7.5	6.5	4.5	2.7					
U6K ES/DS		15.5	14	12.5	11	9	7.5	5.5	3.5	1.5			
US 62 ES		19	17	15	12	10	8	6	4	2			
US 62 DS		22	20	17	15	12	10	8	6	4			
US 73 ES/HES		19	17	15	12	10	8	6	4	2			
US 73 DS		22	20	17	15	12	10	8	6	4			
US 102 ES/DS		28	26	23	21	19	17	15	12	10	8	5	2
US 103 ES/DS/HES		28	26	23	21	19	17	15	12	10	8	5	2

ELECTRICAL DATA


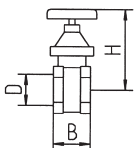

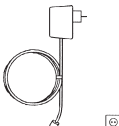
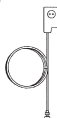
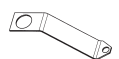


Hebefix 100-Sump optionally with type	Type of current	Voltage Volt	Motor rating kW		RPM min ⁻¹	F.L.C. Ampere	Motor protection	Plug
U3KS	1-phase	1/N/PE~230	0.32	0.20	2720	1.4		Safety-
U3KS special	1-phase	1/N/PE~230	0.32	0.20	2720	1.4		Safety-
U5KS	1-phase	1/N/PE~230	0.52	0.38	2716	2.3		Safety-
U6K ES	1-phase	1/N/PE~230	0.75	0.49	2645	3.3		Safety-
U6K DS	3-phase	3/PE~400	0.75	0.55	2678	1.3		CEE-
US 62 ES	1-phase	1/N/PE~230	0.83	0.50	2500	3.9	installed in the winding	Safety-
US 62 DS	3-phase	3/PE~400	0.85	0.60	2800	1.4		CEE-
US 73 ES/HES	1-phase	1/N/PE~230	0.83	0.50	2500	3.9		Safety-
US 73 DS	3-phase	3/PE~400	0.85	0.60	2800	1.4		CEE-
US 102 ES	1-phase	1/N/PE~230	1.37	0.98	2700	6.0		Safety-
US 102 DS	3-phase	3/PE~400	1.36	1.06	2740	2.4		CEE-
US 103 ES/HES	1-phase	1/N/PE~230	1.37	0.98	2700	6.0		Safety-
US 103 DS	3-phase	3/PE~400	1.36	1.06	2740	2.4		CEE-

MOUNTING ARRANGEMENT HEBEFIX 100 / HEBEFIX 100 H



When used downstream of the backpressure level, German / European standard DIN EN 12056 requires the pressure pipe to be connected elastically and to be passed over the locally defined backpressure level in a loop. Moreover, the installation of a non-return valve is prescribed, which has been tested in keeping with German / European standard DIN EN 12050-4. In addition, we recommend an alarm system for monitoring.

ACCESSORIES

		Code No.	Hebefix 100	Hebefix 100 H
	① Special float switch for low switching heights (U3KS, U3KS spez., US 62-102 ES/DS, US 73-103 ES/DS, US 73-103 HES) Special float switch for low switching heights (U5KS, U6KS)	JP44795 JP 44207	•	•
	② Stop valve , 1½" (DN 40), PN 16 $\frac{H}{125} \quad \frac{B}{\text{max. } 60} \quad \frac{D}{1\frac{1}{2}"}$	JP44786	•	•
	③ Connection kit DN 100, elastic sleeve with clamps	JP27736	•	•
	④ Alarm unit AGR , mains dependent, with potential-free contact, 3 m cable, resistant to hot water	JP44893	•	•
	Alarm unit washing machine stop AWR with reed switch, mains dependent, 3 m cable, resistant to hot water	JP44897	•	•
	Alarm unit washing machine stop AW0 with (plug housing - for alarm forwarding in case of several washing machines)	JP44899	•	•
	Fastener for alarm switch (only U3KS, U 5 KS and U6KS with special float switch)	JP28191	•	•
	⑤ Rechargeable battery for mains-independent alarm	JP44850	•	•
	⑥ Special ventilation , special filter with housing	JP27484	•	•

SWITCHING HEIGHTS

Pump types	Serial float switch		Special float switch for low switching heights	
	Switching height ON	Switching height OFF	Switching height ON	Switching height OFF
U3KS	ca. 220 mm	ca. 115 mm	ca. 110 mm	ca. 50 mm
U5KS	ca. 245 mm	ca. 140 mm	ca. 95 mm	ca. 45 mm
U6KS	ca. 275 mm	ca. 175 mm	ca. 135 mm	ca. 85 mm
US 62 ES/DS	ca. 245 mm	ca. 130 mm	ca. 160 mm	ca. 110 mm
US 73 ES/DS	ca. 245 mm	ca. 130 mm	ca. 160 mm	ca. 110 mm
US 102 ES/DS	ca. 275 mm	ca. 160 mm	ca. 190 mm	ca. 140 mm
US 103 ES/DS	ca. 275 mm	ca. 160 mm	ca. 190 mm	ca. 140 mm

Switching heights measured from the erection level of the tank

JUNG PUMPEN HEBEFIX 100

ABOVE FLOOR SUMP



TECHNICAL DATA

Tank

Water-tight PE tank (PP tank Hebefix 100 H), approx. 75 l, with four combination connection socket for DN 50 / DN 100 inlets, tank ventilation, attachment of the pressure socket of the pump and odour-sealed lid. The pressure pipe can be passed through the tank wall in a water-tight connection to the left or to the right as required.

Installation

Hebefix 100 is an above floor sump. The mounting kit needed for the installation is included to the tank. The pump, which has to be ordered separately, can be installed in the tank ready to be plugged in. The cable passage in the tank lid is suitable for all safety plugs as well as CEE plugs, which is closed with the stopper provided; for this reason do not cut off the plug.

The additional lower inlet on both sides (H 100 mm) can be used to install Hebefix 100 in a level shower tray backpressure safe. In this case the serial float switch of U3KS/U6KS has to be replaced by the special float switch for low switching heights. (Please observe when ordering !)

Scope of supply

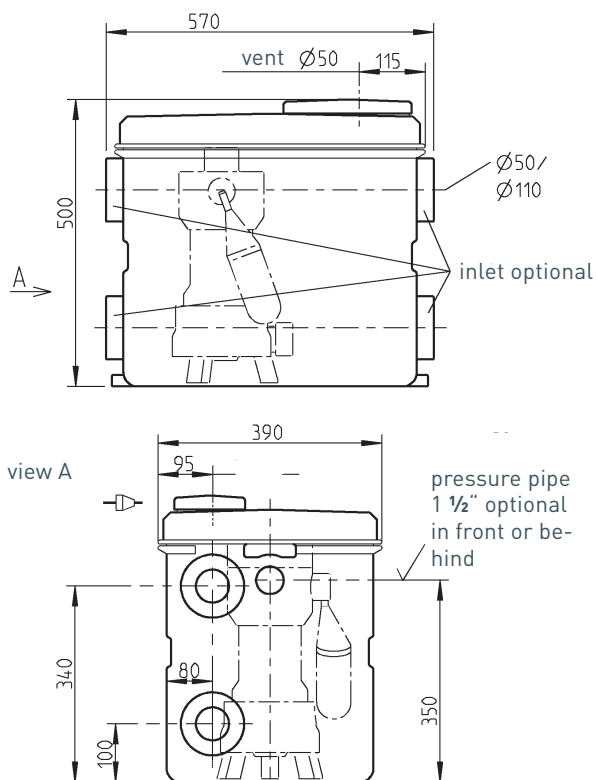
Plastic tank to house a pump tested in keeping with German / European standard DIN EN 12050, with seal and cover mounted, four combination inlets, connection sleeve DN 100 with clamps, plug-in seals and elastic connection, tank ventilation, activated carbon filter (Hebefix 100 only), cable inlet, tank pressure pipe enclosed (made of stainless steel in case of Hebefix 100 H) and swing-type check valve 1½", (without pump).

Hebefix 100 H - duplex unit

Due to the connection of two Hebefix 100 H, the customer can set up a duplex unit for hot water disposal. The necessary accessories are available upon request.



DIMENSIONS HEBEFIX 100 / 100 H (MM)



26209-01