

**MULTIDRAIN UV 600**  
SUBMERSIBLE DRAINAGE PUMPS



- High-quality stainless steel design
- 10 mm free passage
- Discharge 2" (horizontal and vertical)
- Automatic self-ventilation
- Emerged operation due to motor jacket cooling (S1)
- Thermal motor protection
- Duplex mechanical seal
- Replaceable moisture sealed cable inlet
- Easy to maintain due to guide rail system

**DESCRIPTION**

The submersible drainage pumps Multidrain UV 600 have been developed for drainage applications where high delivery heads are required.

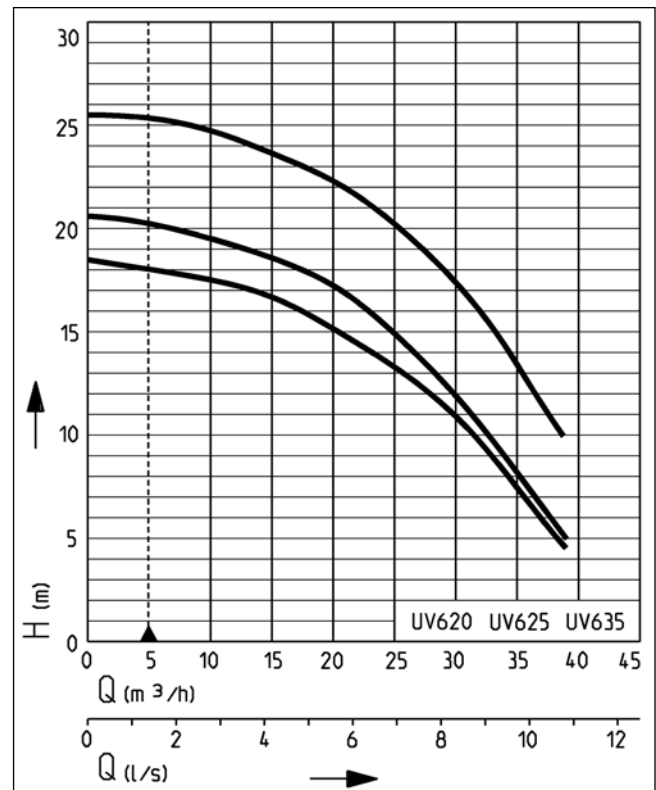
All kind of drainage / greywater with solids up to 10 mm can be disposed from large depths. Shopping centers, high-rise buildings, undergrounds stations and other buildings with deep basements are the right environment for the UV 600 pumps.

In addition to a fix sump installation these pumps can also be used for mobile applications.

The pressure pipe can be connected either to the vertical or the horizontal discharge.

The horizontal one is suitable for sump installations with a guide rail system (GR 50). For mobile applications or in narrow sumps the connection to the vertical discharge port is recommended.

**PERFORMANCE**



Type	Delivery head H [m]	6	8	10	12	14	16	18	20	22	24
UV 620-1	Flow rate Q [m³/h]	36	33	30	27	22	16				
UV 620-3		37	34	32	28	24	18	5			
UV 625-3		38	36	33	31	27	23	18	5		
UV 635-3				39	37	34	32	28	25	20	14

Specifications can be changed without notice. Performance subject to ISO 9906 tolerances. The minimum flow velocity in the pressure piping must be 0.7 m/s according to EN 12056. This data is represented in the performance curve as a limit of application.

# MULTIDRAIN UV 600

## SUBMERSIBLE DRAINAGE PUMPS



### SCOPE OF SUPPLY

Pump with 10 m cable, automatic version with integrated ball-float switch, plug 2" with automatic ventilation for the outlet not in use.

Special technical note for UV 620-1 / UV 620-1 S:

Due to the high starting current, the approval of the responsible power supplier should be obtained before commissioning these two pump types.

### MECHANICAL DATA

Pump	Vertical single-stage	Oil chamber	Yes
Free passage	10 mm	Seal on medium side	SiC mechanical seal
Bearing	Ball bearings, grease-lubricated	Run dry protection	Yes
Seal on motor side	Mechanical seal	Submersible	Yes
		Pressure outlet	IG 2"

### ELECTRICAL DATA

Power line	10m H07RN8-F	Insulation class	F
Type of enclosure	IP 68	Winding thermostat	Yes

### MULTIDRAIN UV 600

Type	Code No.	Voltage	Motor rating		Current	Wires	Motor protection	Plug	Weight
			P1	P2					
<b>Without level control</b>									
UV 620-1	<b>JP47337</b>	1/N/PE~230 V	2.40 kW	1.65 kW	10.4 A	3G1,5	Integrated	Without	23.0 kg
UV 620-3	<b>JP47339</b>	3/PE~400 V	2.38 kW	1.95 kW	4.6 A	4G1,0	on request <sup>1</sup>	Without	23.0 kg
UV 625-3	<b>JP47341</b>	3/PE~400 V	2.80 kW	2.28 kW	5.2 A	4G1,0	on request <sup>1</sup>	Without	23.0 kg
UV 635-3	<b>JP47343</b>	3/PE~400 V	3.70 kW	3.05 kW	6.2 A	4G1,0	on request <sup>1</sup>	Without	25.5 kg
<b>With built-in level control</b>									
UV 620-1 S	<b>JP47338</b>	1/N/PE~230 V	2.40 kW	1.65 kW	10.4 A	3G1,5	Integrated	Safety	23.5 kg
UV 620-3 S	<b>JP47340</b>	3/PE~400 V	2.38 kW	1.95 kW	4.6 A	4G1,0	on request <sup>1</sup>	Without	23.5 kg
UV 625-3 S	<b>JP47342</b>	3/PE~400 V	2.80 kW	2.28 kW	5.2 A	4G1,0	on request <sup>1</sup>	Without	23.5 kg
UV 635-3 S	<b>JP47344</b>	3/PE~400 V	3.70 kW	3.05 kW	6.2 A	4G1,0	on request <sup>1</sup>	Without	26.0 kg

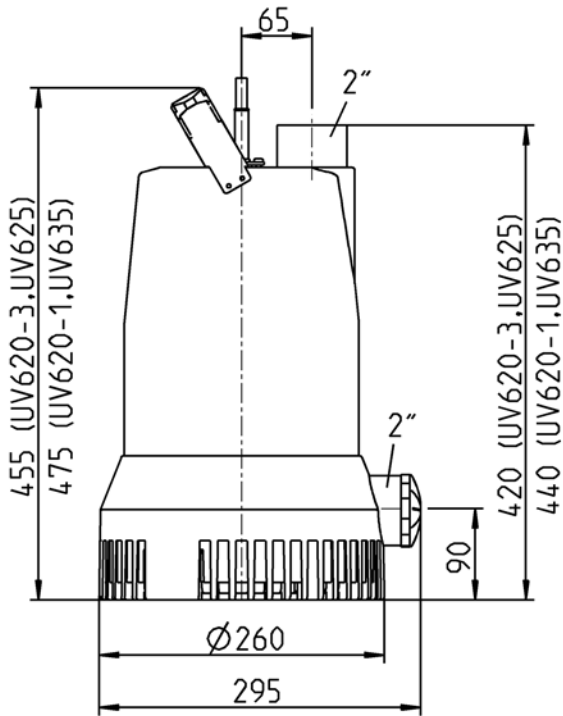
<sup>1</sup>Protective motor plug necessary see accessory

# MULTIDRAIN UV 600

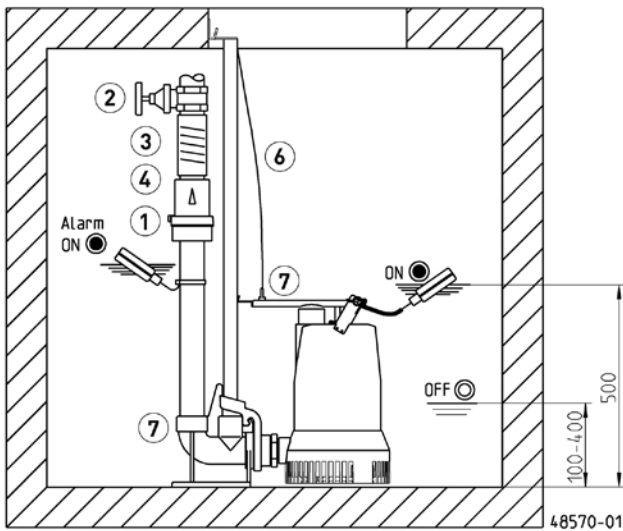
## SUBMERSIBLE DRAINAGE PUMPS



### Dimensions UV 600 (mm)



### Example of single unit installation with GR

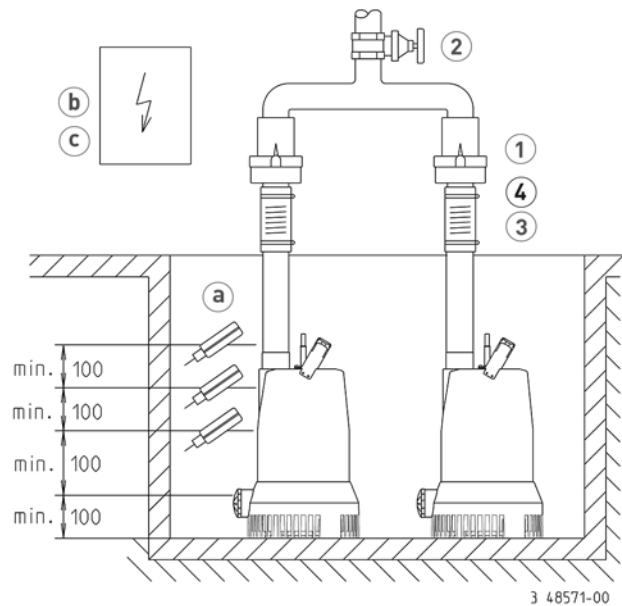


Single unit 2" with GR 50: sump area min. 40x70 cm  
 Single unit 2" without GR: sump area min. 40x50 cm

Duplex unit 2" with GR 50: sump area min. 70x70 cm  
 Duplex unit 2" without GR: sump area min. 50x70 cm

In case of installation beneath the backpressure level the pressure tube must be taken in a

### Example of duplex unit installation








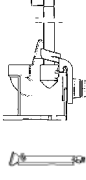


loop over the local backup level acc. to EN 12056. Besides, it must be secured with an EN 12050-4-proofed swing-type check valve. Additionally we recommend an alarm system.

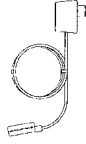
In accordance with EN 12056-4 section 5.1, it has a built-in automatic spare pump or a double attachment included, which ensures that sewage drainage is not interrupted.

Suspend control unit in a dry room


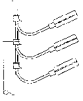


**MECHANICAL ACCESSORY**

					Code No.
	<b>① Swing-type check valve</b>	R50 EN 12050-4	2" (DN 50), PN 4	150x120 (HxB)	<b>JP00326</b>
	<b>Ball-type check valve</b>	K50 EN 12050-4	2" (DN 50), PN 6	185x155 (HxB)	<b>JP44782</b>
	<b>② Stop valve</b>		brass, 2" (DN 50), PN 16	140x70 (HxB)	<b>JP44787</b>
	<b>③ Elastic connection</b>		2" (DN 50), PN 4	150x63 (HxD)	<b>JP44775</b>
	<b>④ Hose band clamp</b>		2"		<b>JP44764</b>
	<b>⑤ Hose coupling</b>	Coupling Storz C Coupling wrench	2" male thread		<b>JP50217</b> <b>JP25708</b>
	<b>Pressure hose</b>		12,5 m, synthetic, with coupling Storz C, Ø 38 mm 15 m, synthetic, with coupling Storz C, Ø 52 mm		<b>JP50298</b> <b>JP00336</b>
	<b>⑥ Chain</b>		certified, 2.5 m, 320 kg, 5 rings (EN 818 mod.) certified, 5.0 m, 320 kg, 8 rings (EN 818 mod.) certified, 7.5 m, 320 kg, 11 rings (EN 818 mod.) Shackle, certified, 630 kg, stainless steel		<b>JP45901</b> <b>JP45902</b> <b>JP47365</b> <b>JP45904</b>
	<b>⑦ Guide rail system</b>		GR 50 Securing lever Guide rail 1" Guide rail 1" Guide rail 1" Guide rail 1"	UV 600 1500 mm 2000 mm 2500 mm 3000 mm	<b>JP25593</b> <b>JP49171</b> <b>JP48937</b> <b>JP48938</b> <b>JP48939</b> <b>JP48940</b>

**ELECTRICAL ACCESSORY**

				Code No.
	<b>a Alarm unit</b>	AG10	subm. ball contact switch, mains dependent, potential-free contact, 9.5 m cable	<b>JP44892</b>

**ELECTRICAL ACCESSORY**

		Code No.
      	<b>b Control for single units</b> Control unit 1-46 Control unit AD 46 Control unit HIGHLOGO 1-610 Control unit AD 610	JP47990 JP14353 JP47991 JP14354
	<b>Control for duplex units</b> Control unit HIGHLOGO 2-46      400 V Control unit BD 46                400 V, for pumps US 251-253, UV 620-3, UV 625-3 Control unit HIGHLOGO 2-610    400 V Control unit BD 610                400 V, for pumps UV 635-3	JP47999 JP45739 JP48000 JP45741
	<b>Level control</b> Subm. switch pack AmG            2 subm. ball contact switch with 9.5 m and counterweight Subm. switch pack BmG            3 subm. ball contact switch with 9.5 m and counterweight Weight                                to stabilize the subm. ball contact switch	JP16719 JP16726 JP44803
	<b>Protective motor plug</b> CEE motor protection 4.5-6.3 A    400 V with level control CEE motor protection 2.5-4.0 A    400 V, mandatory for pumps with integrated motor protection CEE motor protection 4.5-6.3 A    400 V, mandatory for pumps without integrated motor protection	JP09726 JP44754 JP44751
	<b>c Rechargeable battery</b> 9 V, for mains independent alarm	JP44850